






Scale 1:750

-  =Scaffolding oversailing BCC Lands
-  =Scaffolding sited on the ground
-  =Temporary access route
-  = BCC Lands
-  = Tower Crane Intrusion Zone